

Merry Fisher

605 Série 2

Merry Fisher 605 Série 2

SUMMARY

- SPECIFICATIONS
- KEY POINTS
- EXTERIOR
- INTERIOR
- ATMOSPHERES
- ELECTRONIC PACKAGES
- TECHNICAL DATAS



JEANNEAU



MAIN SPECIFICATIONS

Overall length :

| | |
|-------------------------------|---------------------|
| Without options | 5,66 m / 18'6" |
| With options | 6,65 m / 21'9" |
| Hull length | 5,51 m / 18'0" |
| Overall beam | 2,44 m / 8'0" |
| Draft | 0,45 m / 1'5" |
| Air draft | 2,48 m / 8'1" |
| Weight (without engine) | 1200 Kg / 2646 lbs |
| Fuel capacity | 100 L / 26,4 US gal |
| Water capacity (option) | 50 L / 13,2 US gal |

| | |
|---------------------------|--|
| Berths | 3/4 |
| Max engine power | 115 HP / 85 Kw |
| Engine shaft length | 508 mm |
| EC category | C – 6 |
| Designers | Centkowski & Denert design / Jeanneau design |

PRESENTATION

LEGENDE

The « LEGEND » version express for Jeanneau classicism, estheticism and « club » atmosphere of powerboat.
The Merry Fisher 605 Serie 2 LEGEND, with its navy blue hull, embodies this new spirit.

SPECIFICATIONS

Navy blue hull



ALL THE QUALITIES OF A LARGER MODEL !

With a contemporary look and clever layout, the Merry Fisher 605 Series 2 has been entirely redesigned for getting away, having fun and living aboard in full comfort.

Her newly redesigned roof (as on the MF695 S2) and windows, as well as her streamlined silhouette, lend her exceptional elegance. Additional space on board translates into a longer interior space and cockpit.

Her large, flush aft swim platform flows from the cockpit for easy movement about the boat, and it features a sliding bench system to optimise space on board. Her large U-shaped cockpit transforms into a sundeck. Her interior features a perfect, unencumbered view of the horizon and a capacity to sleep four people.

As on the Merry Fisher 695 Series 2 and the Merry Fisher 795 Series 2, the layout features generous storage beneath the saloon.

Inviting, bright and elegant, this new model will win the hearts of many boaters.

Trailorable, this entry-level Merry Fisher is the ideal boat for the first family outings on the water.



The Merry Fisher 605 Série 2 is **transportable**

- Entry-level model Merry Fisher
- Design : same spirit as Merry Fisher 695 Série 2
- Max engine power | 115 hp

EVOLUTIONS COMPARED TO THE MERRY FISHER 605 Serie 1

Style evolutions



Large « flush » platforms (option)

Bigger cockpit

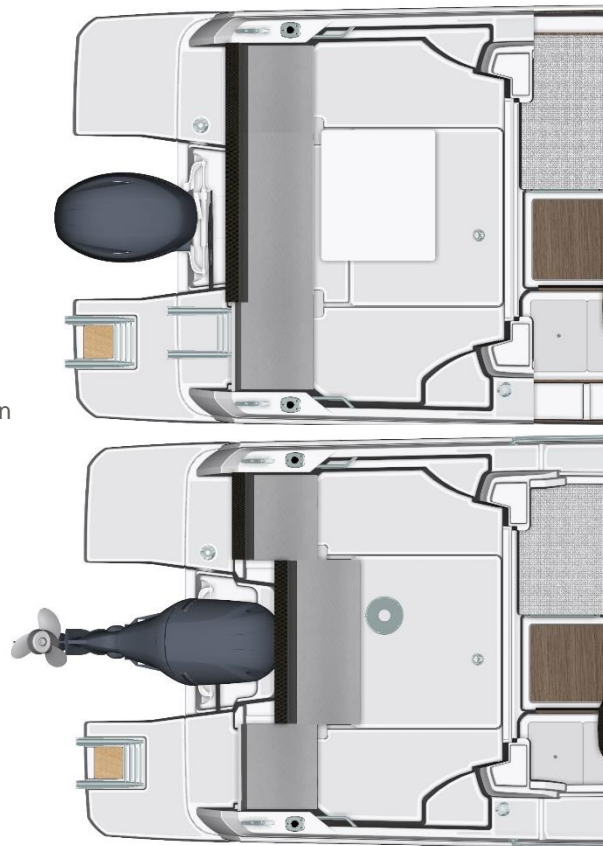
Large windows

A VERY LONG AFT COCKPIT

Aft sliding bench with long clearance :

- It enables to expand exterior and interior spaces while the engine is down
- It enables to lift the engine up
- The aft bench remains available when the engine is up

Can be slided with one hand



A MODULAR COCKPIT TO ADAPT TO CUSTOMERS NEEDS

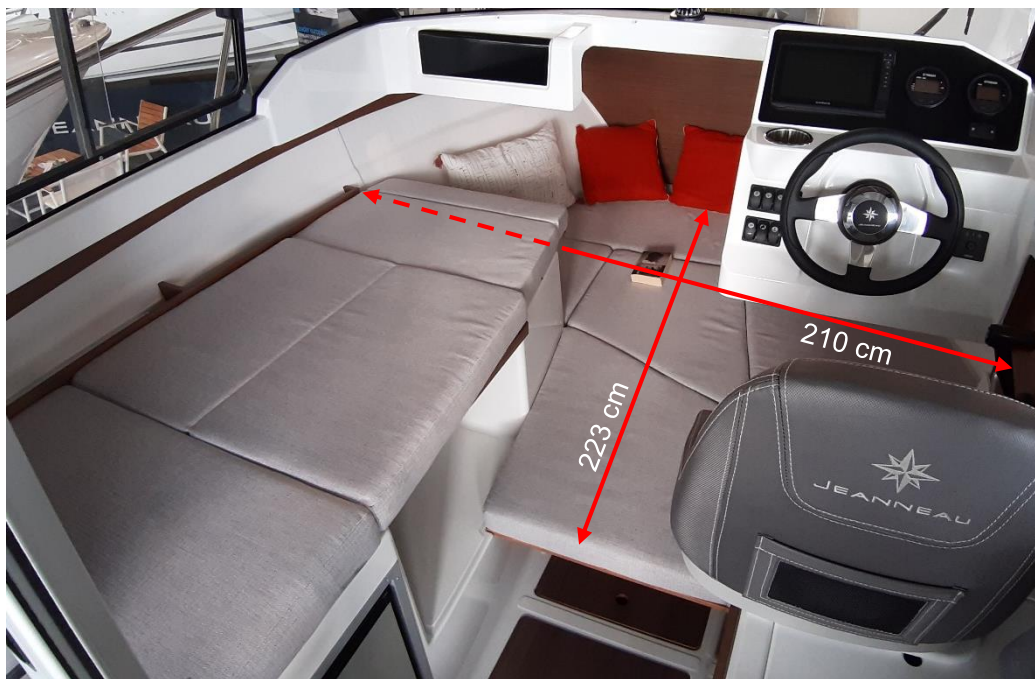
Standard : aft bench with removable corner seats (fishing)



Option : U cockpit saloon with a table, convertible into a sunpad



Large and bright interior : the windows are going down to the table



**Very large double berth in mid cabin (option)
+
Cushions for berth in saloon (option)**



Trim level premiere :

Galley with double sink and manual pump with portable tank in the galley storage

Option :

Pressured fresh water system with portable tank in lieu of the manual pump



Fridge located under the saloon seat :
It enables a double storage in the galley





New large storage under the saloon



Location for chemical toilets (option)

New storage racks for paddle (option)



Standard : Handrails on the roof



Option : Cockpit sun awning


Option : Cockpit aft closure kit
(requires cockpit sun awning option)

Design : Jeanneau - Vavaruste

MERRY FISHER


EXTÉRIEUR / EXTERIOR

**SELLERIE /
UPHOLSTERY**



**DIAMANTE
MOONLIGHT /
DIAMANTE
CARBON**


**CAPOTAGES /
AWNINGS**



**SUNBRELLA
SILVER**

**SUNBRELLA
GRAPHITE**

**PROTECTIONS /
COVERS**



**PVC
STAMOID
WHITE**

MERRY FISHER

INTÉRIEUR / INTERIOR

**SELLERIE /
UPHOLSTERY**



JUMBO SILVER

**MENUISERIES (Standard) /
WOOD**

**MEUBLES /
FURNITURES**

WALNUT

**FLOORBOARD /
PLANCHERS**

BROWN OAK



ELECTRONIC PACK

ECHOMAP UHD 72cv
Chartplotter/Sonar combo with 7"
keyed-assist touchscreen display.



Garmin GT23M-TM
Mid-Band CHIRP Traditional /
CHIRP ClearVu
Depth and Temperature

UPGRADE

| ECHOMAP UHD 92sv (9") INSTEAD OF AN ECHOMAP UHD 72cv (7")


ECHOMAP UHD 92sv
Chartplotter/Sonar combo with 9"
keyed-assist touchscreen display.



LONGUEURS ARBRES MOTEURS / HEIGHT OF OUTBOARD ENGINES SHAFTS

| Modèle | Motorisation | Pied d'embase / Shaft length | Longueur en mm / Length in mm | Longueur en pouces / Length in inches | YAMAHA | MERCURY | HONDA | SUZUKI |
|--------------------------|---------------|---------------------------------|----------------------------------|--|-----------|----------|----------|----------|
| Merry Fisher 605 Serie 2 | mono / single | LONG | 508 | 20" | TL | L | L | L |

RÉGIMES - VITESSES - CONSOMMATION / RPM - SPEED - CONSUMPTION

| Jeanneau Fisher 605 S 2 | | | | | | | |
|--|---|---|---|---|-----------------------------------|---|----------------------|
|  | | YAMAHA F100FETL | | | | | |
| | | Caractéristique / Specifications: | | | | | |
| | | 1 moteur In Bord / In Board engines: F100FETL /LB | | | | | |
| | | Hélice / Propeller: K12 Talon | | | | | |
| Déplacement total du bateau / Total displacement of boat tested: 2122 Kg | | | | | | | |
| Regime en tours par minute au tableau de bord / RPM on instrument panel | Vitesse en nœuds moyenne au gps / Average speed on gps in knots | Consommation moteur en litres par heure / consumption engine in liter an hour | Rendement / Efficiency (L/NM = Liter per Nautical Mile) | Consommation totale en USGal / heure Total consumption in USGal/h | Rendement / Efficiency (USGal/NM) | Autonomie en miles nautiques (avec réserve 20%) /Range in Nautical Miles (with 20% fuel safety) | Remarques / Comments |
| 600 | 1,7 Nds | 1,3 l/h | ,76 L/NM | ,34 USGal/h | ,20 USGal/NM | 131 NM | |
| 1000 | 2,9 Nds | 1,7 l/h | ,60 L/NM | ,45 USGal/h | ,16 USGal/NM | 168 NM | |
| 1500 | 4,2 Nds | 2,9 l/h | ,70 L/NM | ,77 USGal/h | ,18 USGal/NM | 143 NM | |
| 2000 | 5,2 Nds | 3,9 l/h | ,76 L/NM | 1,03 USGal/h | ,20 USGal/NM | 132 NM | |
| 2500 | 6,0 Nds | 5,9 l/h | ,98 L/NM | 1,56 USGal/h | ,26 USGal/NM | 102 NM | |
| 3000 | 6,7 Nds | 9,2 l/h | 1,37 L/NM | 2,43 USGal/h | ,36 USGal/NM | 73 NM | |
| 3500 | 7,4 Nds | 12,8 l/h | 1,73 L/NM | 3,38 USGal/h | ,46 USGal/NM | 58 NM | |
| 4000 | 8,3 Nds | 16,7 l/h | 2,01 L/NM | 4,41 USGal/h | ,53 USGal/NM | 50 NM | |
| 4500 | 12,3 Nds | 22,2 l/h | 1,80 L/NM | 5,86 USGal/h | ,48 USGal/NM | 55 NM | |
| 5000 | 19,3 Nds | 35,1 l/h | 1,82 L/NM | 9,27 USGal/h | ,48 USGal/NM | 55 NM | |
| 5500 | 22,5 Nds | 38,1 l/h | 1,70 L/NM | 10,06 USGal/h | ,45 USGal/NM | 59 NM | |
| 5800 | 24,1 Nds | 38,9 l/h | 1,61 L/NM | 10,28 USGal/h | ,43 USGal/NM | 62 NM | |
| <u>Conditions optimales théoriques et purement indicatives des essais: /Optimal theoretical conditions, purely indicative for trials :</u> | | | | | | | |
| Coque neuve, vent 12nds, mer belle petit clapot, pas d'antifouling / new hull, wind 12 knots, nice little choppy sea, no antifouling | | | | | | | |
| 10/09/2020 | | | | | | | |

RÉGIMES - VITESSES - CONSOMMATION / RPM - SPEED - CONSUMPTION

Merry Fisher 605 S 2



YAMAHA F115BETL

Caractéristique / Specifications:

1 moteur In Bord / In Board engines: **F115BETL /LB**

Hélice / Propeller: **K12 Talon**

Déplacement total du bateau / Total displacement of boat tested: **2122 Kg**

| Regime en tours par minute au tableau de bord / RPM on instrument panel | Vitesse en nœuds moyenne au gps / Average speed on gps in knots | Consommation moteur en litres par heure / consumption engine in liter an hour | Rendement / Efficiency (L/NM = Liter per Nautical Mile) | Consommation totale en USGal / heure Total consumption in USGal/h | Rendement / Efficiency (USGal/NM) | Autonomie en miles nautiques (avec réserve 20%) /Range in Nautical Miles (with 20% fuel safety) | Remarques / Comments |
|---|---|---|---|---|-----------------------------------|---|----------------------|
| 600 | 1,8 Nds | 1,2 l/h | ,67 L/NM | ,32 USGal/h | ,18 USGal/NM | 150 NM | |
| 1000 | 2,5 Nds | 1,9 l/h | ,78 L/NM | ,50 USGal/h | ,20 USGal/NM | 129 NM | |
| 1500 | 3,9 Nds | 3,1 l/h | ,79 L/NM | ,82 USGal/h | ,21 USGal/NM | 126 NM | |
| 2000 | 5,1 Nds | 4,6 l/h | ,90 L/NM | 1,22 USGal/h | ,24 USGal/NM | 111 NM | |
| 2500 | 6,2 Nds | 7,0 l/h | 1,14 L/NM | 1,85 USGal/h | ,30 USGal/NM | 88 NM | |
| 3000 | 6,7 Nds | 9,5 l/h | 1,43 L/NM | 2,51 USGal/h | ,38 USGal/NM | 70 NM | |
| 3500 | 7,3 Nds | 13,1 l/h | 1,79 L/NM | 3,46 USGal/h | ,47 USGal/NM | 56 NM | |
| 4000 | 8,8 Nds | 18,1 l/h | 2,06 L/NM | 4,78 USGal/h | ,54 USGal/NM | 49 NM | |
| 4500 | 11,8 Nds | 23,1 l/h | 1,97 L/NM | 6,10 USGal/h | ,52 USGal/NM | 51 NM | |
| 5000 | 19,1 Nds | 25,7 l/h | 1,35 L/NM | 6,79 USGal/h | ,36 USGal/NM | 74 NM | |
| 5500 | 22,1 Nds | 32,1 l/h | 1,46 L/NM | 8,48 USGal/h | ,38 USGal/NM | 69 NM | |
| 5900 | 24,3 Nds | 38,9 l/h | 1,60 L/NM | 10,28 USGal/h | ,42 USGal/NM | 62 NM | |
| 6300 | 26,3 Nds | 41,9 l/h | 1,60 L/NM | 11,07 USGal/h | ,42 USGal/NM | 63 NM | |
| <p><u>Conditions optimales théoriques et purement indicatives des essais: /Optimal theoretical conditions, purely indicative for trials :</u> Coque neuve, vent 12nds, mer belle petit clapot, pas d'antifouling / new hull, wind 12 knots, nice little choppy sea, no antifouling</p> | | | | | | | |
| 09/09/2020 | | | | | | | |

CERTIFICATION CE / EC REGULATION

| MODELES MODELS | ATTESTATION N° / CERTIFICATE N° | LONGUEUR COQUE* / | LARGEUR COQUE* / | CHARGE MAX / MAX LOAD | CATEGORIE / CATEGORY | PERSONNES / PERSONS | PUISSANCE / MAXI POWER | | MASSE MAXI MOTEUR / MAX ENGINE WEIGHT |
|---------------------------------|------------------------------------|----------------------|---------------------|--------------------------|-------------------------|------------------------|---------------------------|------------|--|
| | | HULL LENGTH* | HULL BEAM* | | | | Kw | CV / HP | |
| CAP CAMARAT | | Mètres / Meters | Mètres / Meters | Kg | | | Kw | CV / HP | Kg |
| Merry Fisher 605 Serie 2 | B SPB 20046 MM | 5,51 | 2,44 | 940 | C | 6 | 90 | 115 | 230 |

Pour les homologations en cours, toutes les informations doivent être considérées comme provisoires.

Les catégories et nombre de personnes indiqués correspondent à la demande faite par le chantier, pas à une confirmation.

When the EC regulation is in progress, please consider all information as provisional.

The categories and number of persons written are requested by the Jeanneau Yard, not confirmed.

* Indiqué sur la DEC (Déclaration Ecrite de Conformité)

* Written on the WSC (Written Statement of Compliance)

ND: Non Disponible / No Data

Information on batteries for outboard models
Information sur les batteries des modèles hors-bord

Reminder: since 2016 season, batteries are NO MORE delivered with outboard boats (engine batterie(s), fridge battery, bow thruster battery).

Dealers have to order batteries by themself and to add their prices in boat quotation.

Except for batteries, all other components (wiring, connectors, ...) are still delivered according to current rules, i.e in standard, in pre-riggings or in option. Hereunder you will find infos and specifications of the recommended batteries.






Rappel: depuis la saison 2016, les batteries NE SONT PLUS LIVREES avec les bateaux hors-bord (batterie(s) moteur, batterie pour frigo, batterie de propulseur).

Les concessionnaires doivent commander eux-mêmes les batteries et inclure leur prix dans les devis clients.

En dehors des batteries, les autres composants (câblage, connecteurs, ...) continuent d'être livrés selon les inventaires actuels c'est-à-dire en standard, dans les pré-riggings ou en option selon les cas. Ci-dessous sont indiquées les caractéristiques des batteries recommandées.

| | MF605 Série 2 | MF695 Série 2 | MF695 Sport Série 2 | MF795 Série 2 | MF795 Sport Série 2 | MF895 | MF 895 Sport | MF1095 MF1095 Fly | MF 1295 Fly |
|--|------------------|------------------|------------------------|--|------------------------|--------|--------------|--|--|
| Engine 1 / Moteur 1 | Type 2 | Type 2 | Type 2 | Type 2 | Type 2 | Type 3 | Type 3 | Type 2 | Type 6 |
| Engine 3 / Moteur 3 | | | | | | | | | Type 6 |
| Engine 2 / Moteur 2 | - | - | - | - | - | Type 3 | Type 3 | Type 2 | Type 6 |
| Fridge / Réfrigérateur / Service | Type 2 | Type 2 | Type 2 | Type 2 | Type 2 | Type 3 | | Type 2 Type 2 (qty = 2 batteries) | Type 6 Type 6 Type 6 (qty = 3 batteries) |
| Genset option / Option générateur | - | - | - | - | - | Type 4 | Type 4 | Type 4 | Type 4 |
| Bow thruster option / Option propulseur | - | Type 4 | Type 4 | Type 4 | Type 4 | Type 4 | Type 4 | Type 4 Type 4 (qty = 2 batteries) | Type 4 Type 4 (qty = 2 batteries) |
| Seakeeper option / Option Seakeeper | - | - | - | - | - | - | - | - | Type 6 |
| Climatisation sur batteries / Air conditioning on batteries | - | - | - | Type 7 Type 7 Type 7 (qty=3 batteries) | - | - | - | - | - |

> TECHNICAL DATAS

| | Type 2 | Type 3 | Type 4 | Type 6 | Type 7 |
|---|---|---|---|---|---|
| Description | 95 AH DUAL AGM (starting + service) | 140 AH DUAL AGM (starting + service) | 50 AH dry-fit starting battery with low internal resistance (2,2 mOhm) | 100 AH AGM starting battery | 90 AH Lithium ion (Lithium fer Phosphate) |
| Voltage (V) | 12 V | 12 V | 12 V | 12 V | 12 V |
| Capacity / Capacité (Ah) | 95 20 h | 140 20 h | 50 20 h | 100 20 h | 90 |
| Cranking / Intensité au démarrage (A) | 850 CEN | 750 | 750 | 870 | |
| Endurance | 360 cycles @ 50% | 300 cycles @ 75% | 500 cycles @ 75% | | > 5000 cycles |
| Length / Longueur (mm) | 353 | 513 | 260 | 330 | 353 |
| Width / Largeur (mm) | 175 | 189 | 173 | 173 | 175 |
| Height / Hauteur (mm) | 190 | 223 | 206 | 240 | 190 |
| Weight / Poids | | | | | 13 kg |
| Terminal position / Position des cosses |  |  |  |  |  |
| Example / Exemple | Exide Technologie EP800 | Exide Technologie EP1200 | Exide Technologie EP450 | Exide Technologie EM960 (prev. EM1100) | SUPER B Epsilon |
| Indicative public price / Prix public indicatif (€ ex. VAT) | 150 € | 350 € | 190 € | 270 € | 1 665 € |



KIT AMARRAGE - MOUILLAGE / MOORING - ANCHORING KITS

| Bateaux / Boats | MOUILLAGE / ANCHORING | | | | | | | AMARRE / MOORING | | PARE-BATTAGES / FENDERS | |
|-------------------------------------|-----------------------|----------------|--------------|----------------|-----|---------------|------|------------------|----------------------|-------------------------|----------------------|
| | Code / Ref | Ancre / Anchor | | Chaîne / Chain | | Câblot / Line | | Code / Ref | Désignation / Détail | Code / Ref | Désignation / Détail |
| Merry Fisher 605 Serie ² | 162302 | 10 kg | Plate / Flat | 8 mm | 15m | 25m | 14mm | 043143 | 4 x D12 L8000 | 189031 | 4 x 645 x D.150 |

This is not a contractual document.
This document was updated in June 2023.
It may contain illustrations or text representing
or referring to optional equipment.
If changes appear on our 2024 models,
with regard to equipment or options referred to in this document,
only the current Jeanneau rate will apply.

