

Merry Fisher

1095 & 1095 FLY

MF 1095 – 06/2023



S U M M A R Y

- > SPECIFICATIONS
- > KEY POINTS
- > EXTERIOR
- > INTERIOR
- > ATMOSPHERE
- > ELECTRONIC PACKAGES
- > TECHNICAL DATA



JEANNEAU



SPECIFICATIONS

Merry Fisher 1095



MAIN SPECIFICATIONS

Overall length	10,45 m / 34'3"	Cabins	2/3
Hull length	9,94 m / 32'7"	Berths	4/6/8
Overall beam	3,37 m / 11'0"	Max engine power	2 x 300 CV (2 x 221 Kw)
Hull draft	0,69 m / 2'1"	EC category :	B-8 / C-10
Air draft (without - with mast)	2,89 m / 9'5" - 3,18 m / 10'5"	Designers :	Centkowski & Denert Design / Jeanneau Design
Weight without engine	4822 kg / 10631 lbs		
Light displacement	5755 kg / 12688 lbs		
Fuel capacity	2x 400 L / 2x 106 US GAL		
Water capacity	160 L (+100 L Option) / 42 US GAL (+ 26 US GAL Option)		
Black water capacity	88 L / 23 US GAL		
Cold capacity	80 L (+80 L Option) / 21 US GAL (+21 US GAL Option)		



SPECIFICATIONS

Merry Fisher 1095 FLY



MAIN SPECIFICATIONS

Overall length	10,45 m / 34'3"	Cabins	2/3
Hull length	9,94 m / 32'7"	Berths	4/6/8
Overall beam	3,37 m / 11'0"	Max engine power	2 x 300 CV (2 x 221 Kw)
Hull draft	0,69 m / 2'1"	EC Category	B-7 / C-10
Air draft (without – navigation lights)	3,42 m / 11'2" – 4,20 m / 13'9"	Designers :	Centkowski & Denert Design / Jeanneau Design
Weight without engine	5330 kg / 11751 lbs		
Light displacement	6263 kg / 13808 lbs		
Fuel capacity	2x 400 L / 2x 106 US GAL		
Water capacity	160 L (+100 L Option) / 42 US GAL (+ 26 US GAL Option)		
Black water capacity	88 L / 23 US GAL		
Cold capacity	80 L (+80 L Option) / 21 US GAL (+21 US GAL Option)		



SPECIFICATIONS

2023 MODEL YEAR CHANGES

MF 1095 & 1095 FLY :
New hull windows





MERRY FISHER 1095 & 1095 FLY : WEEKENDER AND CRUISER

In the pure tradition of the Merry Fisher line, the Merry Fisher 1095 is a weekender and an ideal family cruiser.

The new Merry Fisher 1095 takes full advantage of the new world of outboard engines. Previously, cruising with outboard engines on boats of over 10 meters (34 ft.) seemed impossible, until now.

This new combination favours ease of use while guaranteeing exceptional performance for a very promising future. The Merry Fisher 1095 will be the flagship of the line, with a hull specifically designed for this type of propulsion.

The Merry Fisher 1095 delivers key features that define its personality and its success, including:

- Modular cockpit,
- Recessed sidedeck,
- Sliding side door AND an opening door in the coaming,
- 3rd cabin or storage space,
- Bench seat at the helm in the saloon,
- Optimised storage space,
- Sliding glass doors and skylights.



KEY POINTS

EXTERIOR

On the exterior, everything has been thoughtfully designed for relaxation and family life, for a feeling of complete serenity.

The recessed sidedeck offers safe movement about the boat and easier access to the helm station. The aft cockpit bench seating is convertible to maximise space.

Flowing seamlessly from the cockpit, the immense aft swim platforms are truly inviting.

To fully enjoy life on the water, the forward sundeck with its repositionable seat backs provides an additional living space. By optimising each living space, the pleasures of cruising life are enhanced for every member of the family.

True to the Jeanneau tradition, the Merry Fisher 1095 offers safe, fluid movement on board with its side door and recessed side deck.

The opening door in the coaming facilitates access on board in complete security.

Adaptable to various uses, the co-pilot bench seat can be folded away to create a generous space for entertaining in the saloon. At night, the bench seat can also be transformed into a berth!

With its unique design, the MERRY FISHER 1095 benefits from incredible volume on board, guaranteeing exceptional family cruising.



MERRY FISHER 1095 FLYBRIDGE : TAKING ANOTHER STEP FORWARD !

Jeanneau pushes innovation even further! After having revolutionized the concept of cruising aboard outboard powerboats of 10 meters, Jeanneau does it again, now offering a Flybridge version!

Already unique in its category, with an outboard engine and three cabins, the MERRY FISHER 1095 is ahead of the trends and now boasts a flybridge.

Cruising has never been such a pleasure!

The MERRY FISHER 1095 FLYBRIDGE features all the qualities of the MERRY FISHER 1095: interior volume, bench seat at the helm, high performance hull, modular cockpit, recessed sidedeck, storage volume, and she benefits from the comfort level of the MERRY FISHER line.

The MERRY FISHER 1095 FLYBRIDGE offers fantastic cruising perspectives. This new living area enables the driver to enjoy the sun and sea spray from a dedicated helm station.

A true living area, the FLYBRIDGE includes a forward sundeck and a folding copilot bench seat. The bench seat can be transformed into a sun lounger or an XXL sundeck, according to preference!

The FLYBRIDGE also includes multiple storage solutions and can accommodate an optional Bimini. The name of the game: to enjoy absolute comfort and well-being.

With its unique design, the MERRY FISHER 1095 FLYBRIDGE easily assumes the luxury of a family long-distance cruiser.



KEY POINTS

INTERIOR

On the interior, the Merry Fisher 1095 offers many innovations in the distribution of living space. Natural lighting is also particularly well considered, with opening sunroofs as well as large glass surfaces and windows in the hull.

In addition to the saloon, the Merry Fisher 1095 offers 2 or 3 cabins.

The generous owner's cabin includes many features to enhance comfort and relaxation.

The two overhead panels and long windows in the hull bathe the room in light, while numerous and highly functional storage options are sure to impress. The spacious head and separate shower compartment with a view of the sea also offers a high level of comfort.

The guest cabin rounds out this truly livable interior layout. Movement about the boat is easy, with a harmonious distribution of space.

Finally, the third cabin is certainly the most notable innovation in the interior design and layout of this model. This additional space, whether utilized as berths or as storage, enables you the flexibility to choose your cruising arrangements!

The galley is large and fully functional: here again, a surprising amount of storage space is available in both upper and lower cabinets.



EXTERIOR

2 sliding wheelhouse roof hatch

Large windows area :
maximum brightness




Lateral boarding gate

Large hull windows

New optimised hull

EXTERIOR



New hull optimized for outboard and a navigation “flat” at critical speeds



EXTERIOR




Aft sliding door with 3 panels for maximum opening

Lateral sliding door

Flush aft platforms



SAFE ACCESS ON BOARD

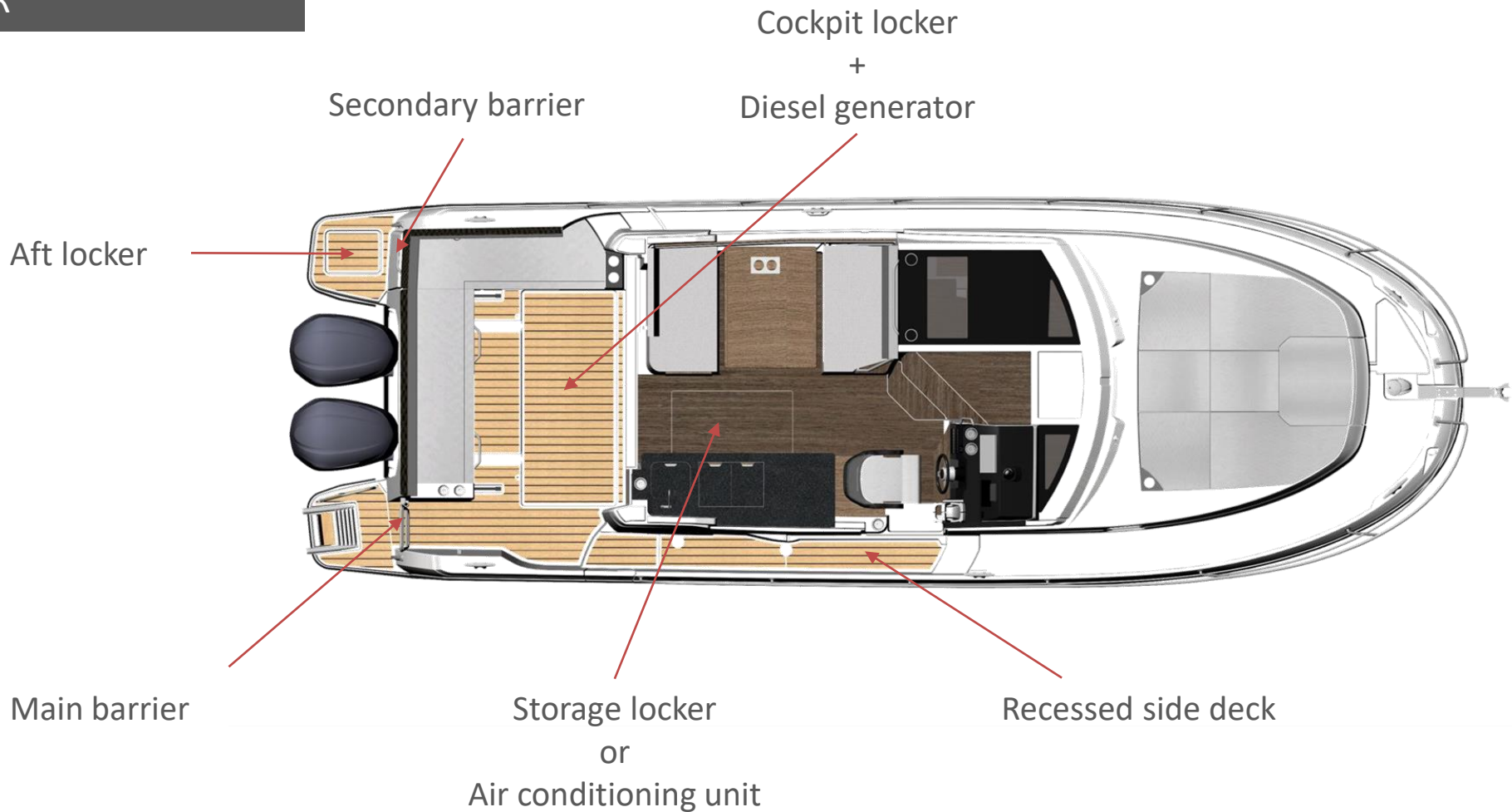


Lateral boarding gate

Wide lateral door



EXTERIOR

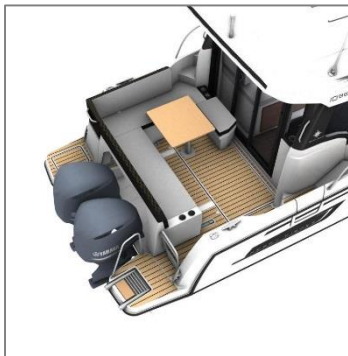
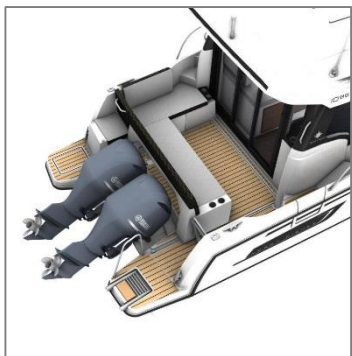


EXTERIOR



U or L shaped cockpit with sliding aft bench :

- Enables to lift the engines up
- Enables to keep the seats available
- Enables to circulate in front of the engines





Merry Fisher 1095



Option :
Cockpit table in teak



Option :
U shaped cockpit convertible into sunpad


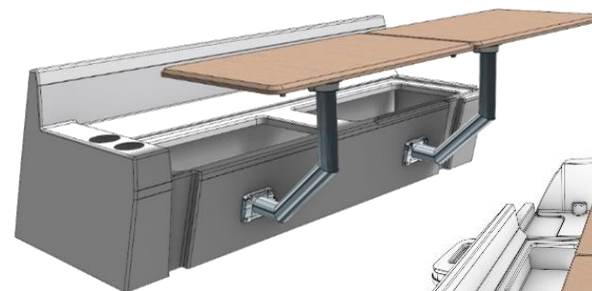
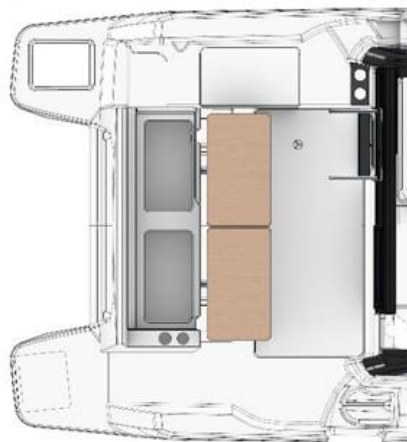
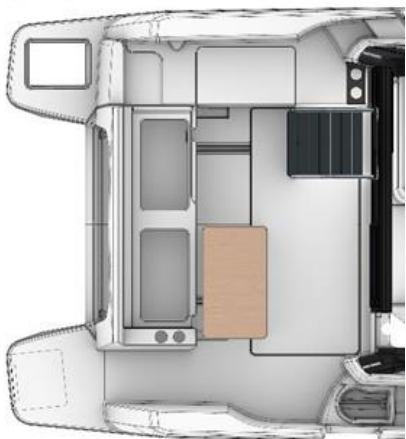
EXTERIOR



Foldable ladder to get access to flybridge while optimizing cockpit space



Merry Fisher 1095 FLY

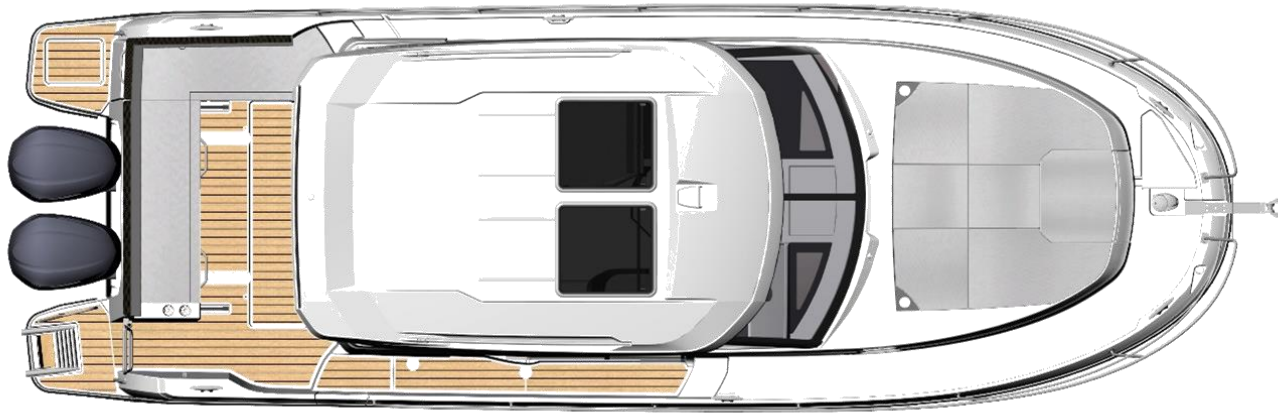


Option :

2 removable cockpit tables in teak or fiberglass
on American pedestal
compatible with sliding bench and ladder



EXTERIOR



Merry Fisher 1095 coupé



Merry Fisher 1095 Flybridge




EXTERIOR

Pilot station with complete engine instrumentation and accessories (same as the one in wheelhouse)



Front sunpad cushions (option)





EXTERIOR

Copilot bench for 2 persons with foldable backrest



Aft sunpad





Copilot bench for 2 persons with foldable backrest
Option : Removable table convertible into sunpad

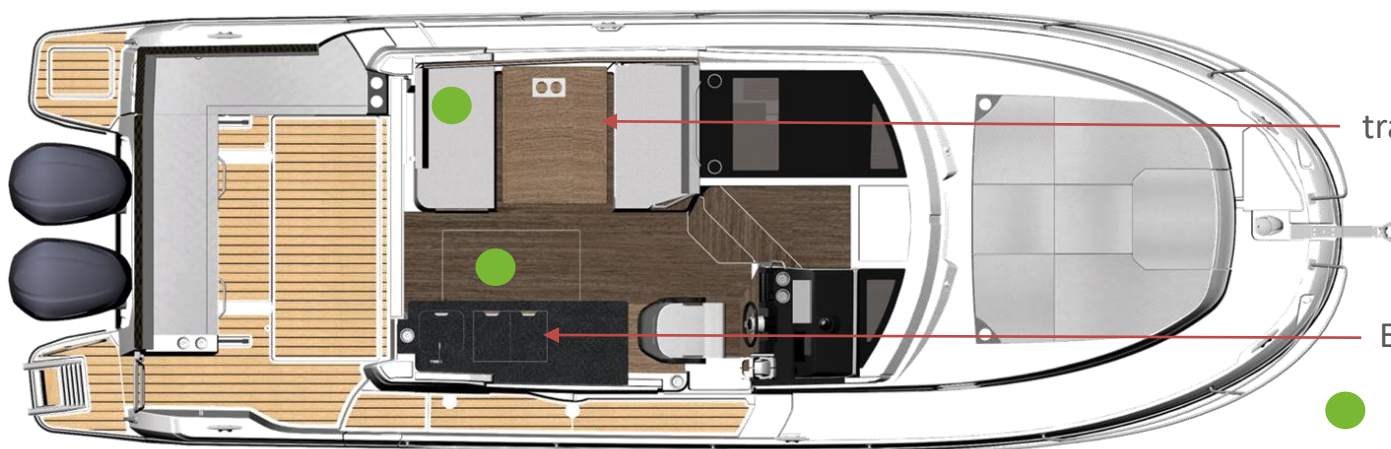
The table can be stored under the aft sunpad cushion :





INTERIOR

SALOON



Copilot bench easy to transform into saloon bench or in an additional berth

Equipped galley

● Air conditioning
(16000 + 8000 + 8000 BTU)



1



2



3



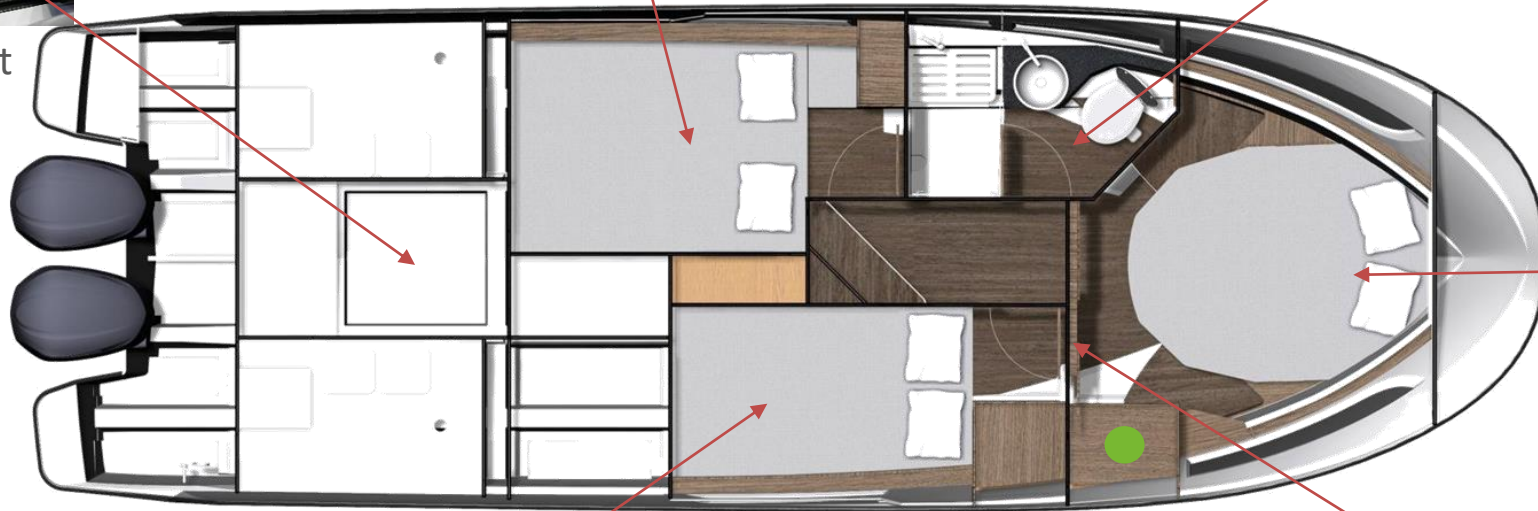
INTERIOR



Large cockpit storage

Separated cabin with double berth

Head with separated shower



Comfortable owner's cabin

3rd cabin which can be used as berth or as a storage

Sliding door in the front cabin


● Air conditioning



INTERIOR

Equipped galley with overhead lockers

- 1 Overhead lockers (option)
- 2 Gas or ceramic electric stove
- 3 Sink
- 4 Fridge 80L
(+option: 80L in 3rd cabin)



Since model 2021 year changes, the countertop is white instead of black




INTERIOR

Head

1 Separated shower

2 Separated WC





INTERIOR

LARGE OWNER'S CABIN


- 1 2 deck hatches
- 2 Large hull windows
- 3 Overhead lockers (option)
- 4 Large storages under the bed






Second comfortable cabin

- 1 Hull window with opening porthole
- 2 Double berth
- 3 Wardrobe





3rd cabin or storage area



1 Hull window with opening porthole

4 Direct access to technical area

2 3 Large wardrobe or space for additional fridge (80L/21US Gal)



COVERS AND SUN AWNINGS

Flybridge version



Option :
Bimini

COVERS AND SUN AWNINGS

Coupée and Flybridge versions



Option : Cockpit sun protection



Option : Aft closing kit




EXTÉRIEUR / EXTERIOR

**SELLERIE /
UPHOLSTERY**



**DIAMANTE
MOONLIGHT /
DIAMANTE
CARBON**

**CAPOTAGES /
AWNINGS**



**SUNBRELLA
SILVER**

**SUNBRELLA
GRAPHITE**

**PROTECTIONS /
COVERS**



**PVC
STAMOID
WHITE**



INTÉRIEUR / INTERIOR

SELLERIE /
UPHOLSTERY



JUMBO
SILVER



SIMILI CUIR /
LEATHERETTE
DOLCE ARTESIAN*

MENUISERIE S (Standard) /
WOOD

MEUBLES /
FURNITURES
WALNUT

FLOORSBOARD
/PLANCHERS
BROWN OAK





PACK ELECTRONIQUE 1095

ELECTRONIC PACK

GPSMAP 923xsv
Chartplotter/Sonar combo
with 9" touchscreen display.




Garmin GT15M-IH
Mid-Band CHIRP Traditional
Depth and Temperature

UPGRADE

1 GPSMAP 1223xsv (12") INSTEAD OF A GPSMAP 923xsv (9")

GPSMAP 1223xsv
MFD with multitouch 12" screen
and integrated sonar



OPTION

FIXED-MOUNT VHF RADIO
(AVAILABLE IN BOTH US/CANADA
& INTERNATIONAL STANDARDS)

VHF 215i AIS
VHF radio with integrated AIS
receiver (1W / 25W)



OPTION

DOME RADAR

GMR FANTOM
18-inch, 40 W solid-state,
dome radar with MotionScope
Technology





PACK ELECTRONIQUE 1095 FLY

ELECTRONIC PACK

Flybridge
GPSMAP 923xsv
Chartplotter/Sonar combo
with 9" touchscreen display.



Wheelhouse
GPSMAP 923xsv
Chartplotter/Sonar combo
with 9" touchscreen display.




Garmin GT15M-IH
Mid-Band CHIRP Traditional
Depth and Temperature

UPGRADE

1 GPSMAP 1223xsv (12") INSTEAD OF
A GPSMAP 923xsv (9") AT THE WHEELHOUSE

GPSMAP 1223xsv
MFD with multitouch 12" screen and integrated sonar



OPTION

FIXED-MOUNT VHF RADIO
(AVAILABLE IN BOTH US/CANADA &
INTERNATIONAL STANDARDS)

VHF 215i AIS
VHF radio with integrated AIS receiver
(1W / 25W) in the wheelhouse



GHS IIi
Additional handset at
the flybridge



OPTION

DOME RADAR

GMR FANTOM
18-inch, 40 W solid-state,
dome radar with MotionScope
Technology





INFORMATIONS TECHNIQUES / TECHNICAL DATAS

Modèle	Motorisation	Pied d'embase / <i>Shaft length</i>	Longueur en mm / <i>Length in mm</i>	Longueur en pouces / <i>Length in inches</i>	YAMAHA	MERCURY	HONDA	SUZUKI
MERRY FISHER 1095 1095 Fly	bi-moteur / twin	ULTRA LONG	762	30"	TU	XXL	XX	XX



INFORMATIONS TECHNIQUES / TECHNICAL DATAS

RÉGIMES - VITESSES - CONSOMMATION / RPM - SPEED - CONSUMPTION

Bateaux / Boats	Moteur / Engine	Hélice / Propeller(s)	Charge / Loading (kg)	Régime maxi (T/mn) / Max Rpm	Vitesse maxi (nœuds) / Max speed (knots)	Conso* (L/h) / Conso* (L/h)	Régime croisière (T/mn) / Cruising Rpm	Vitesse croisière (nœuds) / Cruising speed (knots)	Conso* (L/h) / Conso* (L/h)
Merry Fisher 605 Serie ²	YAMAHA F100 LB	K12 TALON	2122 Kg	5800	24,1	38,9	5000	19,3	35,1
	YAMAHA F115 LB	K12 TALON	2122 Kg	6300	26,3	41,9	5000	19,1	25,7
Merry Fisher 695 Serie ²	YAMAHA F115 LB	K12 TALON ALU	2042 Kg	5800	23,5	62,1	5000	18,4	42,6
	YAMAHA F150 LB	M14 Reliance	2111 Kg	5800	31,2	62,1	4500	21,5	34,1
	YAMAHA F175 LCA	M14 Reliance	2147 Kg	5800	33,4	64,7	4500	24,5	34,4
Merry Fisher 795 Serie ²	YAMAHA F150 XB	M13 Reliance	3371 Kg	5700	26,3	58,2	5000	21,2	42,1
	YAMAHA F200 XCA	M13 Reliance	3364 Kg	5900	29,6	75,1	4500	20,1	38,4
	YAMAHA F225 XCB	T13 SALTWATER	3422 Kg	5700	32,5	85,2	4500	25,0	53,1
	YAMAHA F250 XCB	T15 SALTWATER	3422 Kg	5600	34,3	97,0	4500	27,1	65,4
	YAMAHA F250 XCB	T13 SALTWATER	3722 Kg	5800	33,2	94,0	4500	24,3	54,2
Merry Fisher 895	YAMAHA 300 BETU	T13 SWSDS	4618 Kg	6000	29,3	101,5	5000	21,3	75,5
	YAMAHA 2 x F & LF 150 XCA	M14 Reliance	5050 Kg	6000	32,2	111,3	4500	20,4	61,6
Merry Fisher 895 Offshore	YAMAHA 2 x F & LF 200 XCA	M15 Reliance SDS	5014 Kg	6000	36,8	149,1	4500	21,2	59,1
Merry Fisher 1095	YAMAHA 2 x F & LF 300 UCB	T15 SALTWATER	7446 Kg	6000	37,6	205,0	4000	23,3	93,8
Merry Fisher 1095 Fly	YAMAHA 2 x F & LF 300 UCB	T15 SALTWATER	8609 Kg	5900	36,2	200,7	4500	25,3	115,7
Merry Fisher 695 Sport Serie ²	YAMAHA F115 LB	K12 TALON ALU	2140 Kg	6000	22,7	42,1	5000	15,4	26,8
	YAMAHA F150 LCA	M14 Reliance	2133 Kg	5800	30,3	61,2	4500	20,6	33,6
	YAMAHA F175 LCA	M14 Reliance	2222 Kg	5800	31,9	66,2	4500	23,0	36,4
Merry Fisher 795 Sport Serie ²	YAMAHA F200 XCA	T13 Reliance	3380 Kg	5800	30,1	74,4	4500	18,2	38,7
	YAMAHA F225 XCB	T13 SALTWATER	3441 Kg	5700	31,7	82,6	4500	24,5	53,7
	YAMAHA F250 XCB	T13 SALTWATER	3516 Kg	5800	34	93,3	4500	22,25	52,4
Merry Fisher 895 Sport	YAMAHA 2 x F et LF 175 XCA	RH/LH 14 RELIANCE	5769 Kg	6000	34,4	129	4500	23,9	68,1
Merry Fisher 895 Sport Offshore	YAMAHA 2 x F & LF 200 XCA	RH/LH 15 RELIANCE	5679 Kg	6000	37,9	152,2	4500	25,7	79,8
	YAMAHA 2 x F & LF 225 XCB	RH/LH 15 SALTWATER	5814 Kg	6000	40,0	175,8	4000	25,8	85,6
	YAMAHA 2 x F & LF 250 XCB	Saltwater T17 & TL17	5233 Kg	6000	43,2	196,2	4000	30,1	87,9

Essai dans les conditions optimum (carène propre, sans antifouling, bateau-lège...) / Trials in the optimum conditions (clean hull, no antifouling, light displacement)

* Consommation totale du bateau / Total consumption of the boat ** Test fait avec une ancienne référence d'hélice / test done with an old propeller reference


*** Ce montage nécessite l'installation sur le tableau arrière d'un bracket disponible en option / This installation requires the optional mounting bracket on transom * ND = Non Disponible / No Data.

Ces informations sont données à titre indicatif et peuvent varier selon les conditions d'utilisation, de charge etc... / These average datas are given for guidance and may vary according to sailing conditions, loading etc...



INFORMATIONS TECHNIQUES / TECHNICAL DATAS

Merry Fisher 1095

Merry Fisher 1095							
		YAMAHA 2x300 F et FL 300DETU					
		<u>Caractéristique / Specifications:</u>					
		2 moteur hors Bord / out Board engines: F/FL300DETU					
		Hélice / Propeller: 15 saltwater 6CE/6CF-45976-20-00					
Déplacement total du bateau / Total displacement of boat tested: 7446 Kg							
Regime en tours par minute au tableau de bord / RPM on instrument panel	Vitesse en nœuds moyenne au radar / Average speed on the radar in knots	Consommation moteur en litres par heure / consumption engine in liter an hour	Rendement / Efficiency (L/NM)	Consommation totale en USGal / heure Total consumption in USGal/h	Rendement / Efficiency (USGal/NM)	Autonomie en NM (avec réserve 20%) /Range in NM (with 20% fuel supply)	Remarques / Comments
600	2,6 Nds	4,7 l/h	1,8L/NM	1,2 USGal/h	,48 USGAL/NM	354,04 NM	
1000	4,4 Nds	9,4 l/h	2,1L/NM	2,5 USGal/h	,56 USGAL/NM	299,57 NM	
1500	6,4 Nds	16,0 l/h	2,5L/NM	4,2 USGal/h	,66 USGAL/NM	256,00 NM	
2000	7,9 Nds	25,2 l/h	3,2L/NM	6,7 USGal/h	,85 USGAL/NM	199,37 NM	
2500	9,2 Nds	41,2 l/h	4,5L/NM	10,9 USGal/h	1,19 USGAL/NM	142,14 NM	
3000	9,6 Nds	52,1 l/h	5,5L/NM	13,8 USGal/h	1,44 USGAL/NM	117,31 NM	
3500	11,7 Nds	66,5 l/h	5,7L/NM	17,6 USGal/h	1,50 USGAL/NM	112,60 NM	
4000	23,3 Nds	93,8 l/h	4,0L/NM	24,8 USGal/h	1,07 USGAL/NM	158,64 NM	
4500	28,1 Nds	119,2 l/h	4,2L/NM	31,5 USGal/h	1,12 USGAL/NM	150,60 NM	
5000	32,3 Nds	147,5 l/h	4,6L/NM	39,0 USGal/h	1,21 USGAL/NM	139,93 NM	
5500	36,1 Nds	179,2 l/h	5,0L/NM	47,3 USGal/h	1,31 USGAL/NM	128,75 NM	
6000	37,6 Nds	205,0 l/h	5,5L/NM	54,2 USGal/h	1,44 USGAL/NM	117,39 NM	
<u>Conditions optimales théoriques et purement indicatives des essais: /Optimal theoretical conditions, purely indicative for trials :</u>							
Coque neuve, vent 5nds, mer belle petit clapot, pas d'antifouling / new hull, wind 5 knots, nice little choppy sea, no antifouling							
19/12/2017							



INFORMATIONS TECHNIQUES / TECHNICAL DATAS

Merry Fisher 1095 FLY

Merry Fisher 1095 Fly									
		YAMAHA 2x300 F et FL 300BETU Caractéristique / Specifications: 2 moteur Hors Bord / Out Board engines: F/FL300BETU Hélice / Propeller: 15 saltwater 6CE/6CF-45976-20-00							
		Déplacement total du bateau / Total displacement of boat tested: 8609 Kg							
		Regime en tours par minute au tableau de bord / RPM on instrument panel	Vitesse en nœuds moyenne au gps / Average speed on gps in knots	Consommation moteur en litres par heure / consumption engine in liter an hour	Rendement / Efficiency (L/NM = Liter per Nautical Mile)	Consommation totale en USGal / heure Total consumption in USGal/h	Rendement / Efficiency (USGal/NM)	Autonomie en miles nautiques (avec réserve 20%) / Range in Nautical Miles (with 20% fuel safety)	Remarques / Comments
		600	1,9 Nds	4,6 l/h	2,46 L/NM	1,20 USGal/h	,65 USGal/NM	260,22 NM	
1000	3,6 Nds	9,6 l/h	2,65 L/NM	2,52 USGal/h	,70 USGal/NM	241,26 NM			
1500	5,6 Nds	15,4 l/h	2,77 L/NM	4,07 USGal/h	,73 USGal/NM	230,65 NM			
2000	7,4 Nds	26,1 l/h	3,52 L/NM	6,88 USGal/h	,93 USGal/NM	181,80 NM			
2500	8,4 Nds	38,1 l/h	4,53 L/NM	10,05 USGal/h	1,20 USGal/NM	141,29 NM			
3000	8,8 Nds	50,5 l/h	5,74 L/NM	13,34 USGal/h	1,52 USGal/NM	111,52 NM			
3500	10,5 Nds	73,0 l/h	6,99 L/NM	19,28 USGal/h	1,85 USGal/NM	91,62 NM			
4000	13,9 Nds	96,2 l/h	6,95 L/NM	25,41 USGal/h	1,83 USGal/NM	92,14 NM			
4500	25,3 Nds	115,8 l/h	4,58 L/NM	30,58 USGal/h	1,21 USGal/NM	139,89 NM			
5000	30,4 Nds	149,4 l/h	4,92 L/NM	39,45 USGal/h	1,30 USGal/NM	130,06 NM			
5500	34,3 Nds	191,0 l/h	5,58 L/NM	50,46 USGal/h	1,47 USGal/NM	114,76 NM			
6000	36,2 Nds	200,8 l/h	5,55 L/NM	53,03 USGal/h	1,46 USGal/NM	115,41 NM			
Conditions optimales théoriques et purement indicatives des essais : /Optimal theoretical conditions, purely indicative for trials : Coque neuve, vent 5nds, mer belle petit clapot, pas d'antifouling / new hull, wind 5 knots, nice little choppy sea, no antifouling									
17/07/2019									



INFORMATIONS TECHNIQUES / TECHNICAL DATAS

MODELES MODELS	ATTESTATION N° / CERTIFICATE N°	LONGUEUR COQUE* /	LARGEUR COQUE* /	CHARGE MAX /	CATEGORIE /	PERSONNES /	PUISSANCE /		MASSE MAXI MOTEUR /
		HULL LENGTH*	HULL BEAM*	MAX LOAD			CATEGORY	PERSONS	MAXI POWER
MERRY FISHER		Mètres / Meters	Mètres / Meters	Kg			Kw	CV / HP	Kg
Merry Fisher 1095	B SPB 17129 MM	9,94	3,32	2 640 - 2 700 - 2 740	B - C - D	8 - 10 - 11	2 x 235	2 x 300	2 x 333
Merry Fisher 1095 Fly	B SPB 19076 MM			2600 - 2 770 - 2 810	B - C - D	7 - 10 - 11			

Pour les homologations en cours, toutes les informations doivent être considérées comme provisoires.
Les catégories et nombre de personnes indiqués correspondent à la demande faite par le chantier, pas à une confirmation.

When the EC regulation is in progress, please consider all information as provisional.

The categories and number of persons written are requested by the Jeanneau Yard, not confirmed.

* Indiqué sur la DEC (Déclaration Ecrite de Conformité)

* *Written on the WSC (Written Statement of Compliance)*

ND: Non Disponible / No Data



INFORMATIONS TECHNIQUES / TECHNICAL DATAS

Bateaux / Boats	MOUILLAGE / ANCHORING							AMARRE / MOORING		PARE-BATTAGES / FENDERS	
	Code / Ref	Ancre / Anchor	Chaîne / Chain		Câblot / Line		Code / Ref	Désignation / Détail	Code / Ref	Désignation / Détail	
Merry Fisher 1095 1095 Fly	162305	16 kg	Plate / Flat	10 mm	28m	40m	18mm	043145	4 x D16 L12000	189032	6 x 635 x D.200



INFORMATIONS TECHNIQUES / TECHNICAL DATAS

Modèle	Motorisation	Longueur Coque	Puissance administrative du moteur (CV)	Droits longueur (€)	Droits moteurs (€)	Total droits (€)
Merry Fisher 1095 / 1095 Fly	YAMAHA 2 x F & et LF 300 UCB ou USB	9,94	2 x 23,89	178	1440	1618
Merry Fisher 1295 Fly	YAMAHA 3 x F & et LF 300 UCB ou USB	11,92	3 x 23,89	274	2160	2434

*****Ces prix sont donnés à titre indicatif et sous réserve des modifications liées à la législation en vigueur au moment de l'enregistrement du bateau**



INFORMATIONS TECHNIQUES / TECHNICAL DATAS

Information on batteries for outboard models Information sur les batteries des modèles hors-bord

Reminder: since 2016 season, batteries are NO MORE delivered with outboard boats (engine batterie(s), fridge battery, bow thruster battery). Dealers have to order batteries by themself and to add their prices in boat quotation.

Except for batteries, all other components (wiring, connectors, ...) are still delivered according to current rules, i.e in standard, in pre-riggings or in option. Hereunder you will find infos and specifications of the recommended batteries.

Rappel: depuis la saison 2016, les batteries NE SONT PLUS LIVREES avec les bateaux hors-bord (batterie(s) moteur, batterie pour frigo, batterie de propulseur). Les concessionnaires doivent commander eux-mêmes les batteries et inclure leur prix dans les devis clients.

En dehors des batteries, les autres composants (câblage, connecteurs, ...) continuent d'être livrés selon les inventaires actuels c'est-à-dire en standard, dans les pré-riggings ou en option selon les cas. Ci-dessous sont indiquées les caractéristiques des batteries recommandées.

	MF605 Série 2	MF695 Série 2	MF695 Sport Série 2	MF795 Série 2	MF795 Sport Série 2	MF895	MF 895 Sport	MF1095 MF1095 Fly	MF 1295 Fly
Engine 1 / Moteur 1	Type 2	Type 2	Type 2	Type 2	Type 2	Type 3	Type 3	Type 2	Type 6
Engine 3 / Moteur 3									Type 6
Engine 2 / Moteur 2	-	-	-	-	-	Type 3	Type 3	Type 2	Type 6
Fridge / Réfrigérateur / Service	Type 2	Type 2	Type 2	Type 2	Type 2	Type 3		Type 2 Type 2 (qty = 2 batteries)	Type 6 Type 6 Type 6 (qty = 3 batteries)
Genset option / Option générateur	-	-	-	-	-	Type 4	Type 4	Type 4	Type 4
Bow thruster option / Option propulseur	-	Type 4	Type 4	Type 4	Type 4	Type 4	Type 4	Type 4 Type 4 (qty = 2 batteries)	Type 4 Type 4 (qty = 2 batteries)
Seakeeper option / Option Seakeeper	-	-	-	-	-	-	-	-	Type 6
Climatisation sur batteries / Air conditioning on batteries	-	-	-	Type 7 Type 7 Type 7 (qty=3 batteries)	-	-	-	-	-

Batteries



INFORMATIONS TECHNIQUES / TECHNICAL DATAS

Batteries

	Type 2	Type 3	Type 4	Type 6	Type 7
Description	95 AH DUAL AGM (starting + service)	140 AH DUAL AGM (starting + service)	50 AH dry-fit starting battery with low internal resistance (2,2 mOhm)	100 AH AGM starting battery	90 AH Lithium ion (Lithium fer Phosphate)
Voltage (V)	12 V	12 V	12 V	12 V	12 V
Capacity / Capacité (Ah)	95 20 h	140 20 h	50 20 h	100 20 h	90
Cranking / Intensité au démarrage (A)	850 CEN	750	750	870	
Endurance	360 cycles @ 50%	300 cycles @ 75%	500 cycles @ 75%		> 5000 cycles
Length / Longueur (mm)	353	513	260	330	353
Width / Largeur (mm)	175	189	173	173	175
Height / Hauteur (mm)	190	223	206	240	190
Weight / Poids					13 kg
Terminal position / Position des cosse					
Example / Exemple	Exide Technologie EP800	Exide Technologie EP1200	Exide Technologie EP450	Exide Technologie EM960 (prev. EM1100)	SUPER B Epsilon
Indicative public price / Prix public indicatif (€ ex. VAT)	150 €	350 €	190 €	270 €	1 665 €





This is not a contractual document.
This document was updated in June 2023
It may contain illustrations or text representing
or referring to optional equipment.
If changes appear on our 2024 models,
with regard to equipment or options referred to in this document,
only the current Jeanneau rate will apply.

