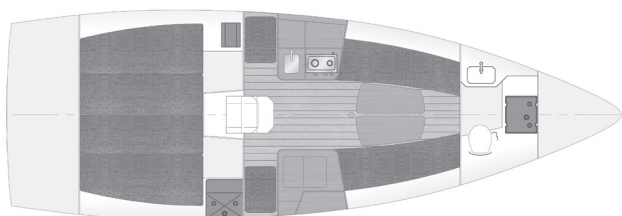
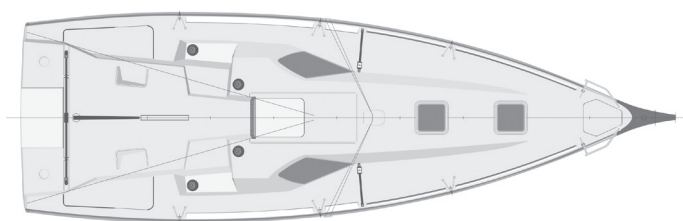




# Sun Fast 3300

## Specifications

Overall length	10,11 m / 33'2"
Hull length	9,99 m / 32'9"
Waterline length	8,90 m / 29'2"
Max beam	3,40 m / 11'1"
Displacement	approx. 3.500 kg / approx. 7.716 lbs
Standard keel draft	1,95 m / 6'5"
Standard keel weight	1.400 Kg / 3.086 lbs
Cabins	2
Berths	6
Engine	15 Hp / 10 KW
Water capacity	100 L / 26 US gal
Fuel Capacity	50 L / 13 US gal
Sail area upwind	61,9 m <sup>2</sup> / 667 sq ft
Sail area downwind (symmetrical spin.)	128 m <sup>2</sup> / 1.377 sq ft
CE Category	A6 / B7 / C8 / D10
Architects	[ANDRIEU VERDIER]



### CONSTRUCTION

**HULL:** Infusion GRP sandwich with balsa coring. Infused structural inner liner glued into place.

**DECK:** Infusion GRP sandwich with foam coring.

**BULKHEADS:** Infusion GRP sandwich moulded companionway, mast and forward bulkheads.

### COCKPIT / TRANSOM

- Symmetrical cockpit bench seating with protective coamings,
- Storage for liferaft in lowered, central dedicated locker at aft end of cockpit,
- Gas bottle storage in cockpit,
- 2 winch handle holders,
- Swim ladder on stern,
- Manual bilge pump near helm,
- 1 navigation compass,

- Central trimming pedestal,
- Foot hold in centre of cockpit and adjustable foot holds for helmsman.

### STEERING

- Double polyester rudders with stainless steel rudder stock,
- Self-aligning rudder bearings,
- Composite tiller with telescopic stick,
- GRP support for autopilot ram.

### RIGGING

- Deck-stepped mast,
- Fractional rig, 2 levels of pushing spreaders,
- Stainless steel Dyform® shrouds,
- Anodised aluminium classic mast and boom,
- 2 textile adjustable backstays with returns to primary winches and fine tune,
- Forestay with hardware for hanked-on sail,

- Tricolour LED navigation lights on masthead,
- 3 spinnaker pole attachments on mast,
- Delivered without sails.

### RUNNING / RIGGING

- 1 genoa halyard,
- 1 doubled mainsail halyard with shackle,
- 2 masthead spinnaker halyards,
- 1 forestay attachment spinnaker halyard,
- 2 genoa sheets,
- 2 inhaulers for the genoa,
- 2 downhaulers for the genoa,
- 1 mainsheet with fine tune,
- 1 mainsail outhaul,
- Adjustment lines for mainsheet car,
- 2 reefing lines,
- Composite studs boom vang.

# Sun Fast 3300

## DECK HARDWARE

- Forward stainless steel pulpit,
- Composite bowsprit with fitting for mounting a gennaker furler or asymmetric spinnaker,
- Aft stainless steel pushpits,
- 2 levels of lifelines on stainless steel stanchions with stiffeners,
- 2 mooring cleats aft (on deck edge),
- 2 mooring cleats forward (on deck edge),
- Anchor locker,
- Toerail moulded with the deck, specially shaped for crew hiking,
- Mainsail traveller track on cockpit floor,
- Harken® deck hardware,
- Spinlock® line jammers on coachroof for halyards and control lines,
- 2 Harken® 46.2 primary winches for genoa, spinnaker and backstays,
- 2 Harken® 46.2 winches on coachroof for halyards and control lines,

## SALOON

- 2 bench seats with backrest 1,95 m / 6'5" long,
- Storage under bench seats and behind backrests,
- 1 opening deck hatch,
- Cushions and backrests have removable covers – Sunbrella®,
- Removable floorboards,
- 100 L / 26 US gal water tank under saloon seating.

## GALLEY

- Large galley to port,
- Storage with countertop,
- Storage and access to through-hull,
- Stainless steel sink,
- Pressurised cold water tap,
- Storage for flatware,
- 2 burners rotating hob,
- 40 L / 11 US gal icebox,
- High surrounding fiddle with stainless steel handrail,

- 2 Guiding fairleads for genoa sheets,
- 2 Guiding fairleads for adjustable backstays,
- 2 Transversal tracks for genoa lead cars on sidedecks,
- Chainplates for shrouds on hull sides,
- Chainplates for backstays,
- Fully equipped mast step with halyards blocks,
- Stainless steel handrails on coachroof.

## COMPANIONWAY

- 3 steps with non-slip strips,
- Lightweight entrance door lockable from interior and exterior with air vents,
- Sliding GRP hatch,
- Ocean cover in GRP,
- Removable composite companionway for easy access to the engine,
- Stainless steel handrails on each side of companionway.

## AFT CABINS

- Ergonomic moulded seat,
  - Large fixed plexiglass® window on coachroof, allowing forward and upwards view.
- ### AFT CABINS
- Double berth 2,00 m / 6'7" long, one berth can be lifted for sleeping while heeling,
  - Mattresses with removable fabric covers,
  - 1 port opening into the cockpit per cabin,
  - 1 fabric hanging locker in each cabin,
  - Storage space underneath the berths,
  - Complete access to engine compartment,
  - Access to battery switches,
  - Fabric cabin doors,
  - Fuel gauge.

## HEAD COMPARTMENT

- Finished in GRP,
- Lightweight GRP sink with pressurised water tap,
- 1 opening deck hatch with vent,
- 1 chemical toilet,
- Access by textile door.

## FORWARD SECTION

- Composite front bulkhead with through access via a watertight PVC hatch.

## ENGINE

- Diesel engine Yanmar 2YM15 - 15 HP,
- Engine throttle in the cockpit with removable handle,
- Engine panel in the cockpit,
- Sound insulation for engine compartment,
- Access via removable companionway,
- Shaft line transmission,
- 125 Ah alternator,
- 2-blade folding propeller Flex-o-Fold,
- Fuel filter,
- Raw water filter,
- Anti-siphon gooseneck,
- 50 L / 13 US gal roto-moulded fuel tank.

## ELECTRICAL PANEL

- Electrical panel for "Offshore" use,
- USB plug,
- Voltmeter for engine battery bank,
- Voltmeter for house battery bank,
- 1 engine battery 50 Ah EXIDE and 1 service battery 140 Ah AGM EXIDE.

## CHART TABLE

- Large chart table to starboard with storage, desk compatible with laptop tablet and marine computers,
- Panel for electronics, with easy access to cabling,
- High surrounding fiddle with stainless steel handrail,
- Ergonomic moulded seat,
- Large fixed plexiglass® window on coachroof, allowing forward and upwards view.

## MISCELLANEOUS

- Straight keel, mixed lead / iron with an epoxy surface treatment,
- Owner's manual,
- 2 winch handles,
- All through-hulls are flush-mounted,
- Bilge pump.

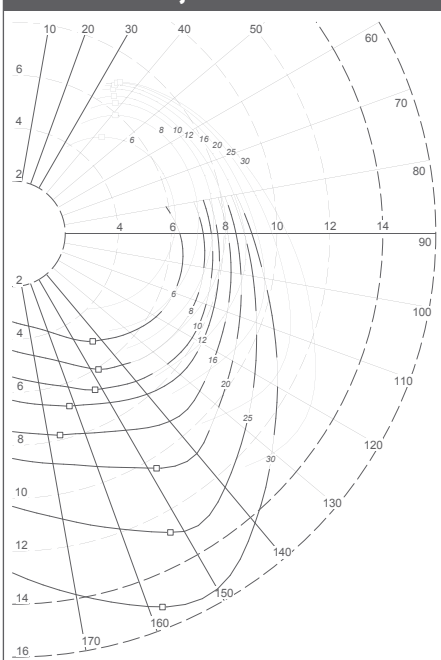
## HEADROOM

- Companionway: ..... 1,78 m / 5'10"
- Forward end of saloon: ..... 1,54 m / 5'1"
- Aft cabins: ..... 1,88 m / 6'2"

## MAIN OPTIONS

- Hardware and rigging for symmetrical spinnaker and carbon spinnaker pole,
- Hardware and rigging for asymmetric spinnaker and long, composite bowsprit,
- Removable drum genoa furler - Harken®,
- Headstay foil - Harken®,
- Harken® Performa winches,
- Carbon-fibre mast,
- Carbon-fibre boom,
- Water ballasts 2 x 200 L / 2 x 53 US gal,
- Shorepower, 25 Ah battery charger and 1 additional 140 Ah AGM EXIDE battery,
- Lithium batteries in replacement of the complete service battery pack,
- Lee cloth kit in the saloon,
- Raymarine® / Tacktick electronics package,
- 2 instrument repeaters mounted on mast,
- Raymarine® GPS at the chart table with Wifi router,
- Raymarine® autopilot,
- Hydraulic LS40 autopilot linear drive,
- Halyard bags in the cockpit,
- 12 V Fridge,
- 2-blade folding Gori racing propeller,
- IRC table (recommended for IRC),
- PVC manual toilet with 80 L / 21 US gal holding tank, crusher and flush valve (recommended for IRC).

Polar plots and data can be viewed at:  
[www.jeanneau.com](http://www.jeanneau.com)



Provisional specifications are non-contractual and can be changed or modified without notice.

JEANNEAU - 32 avenue des Sables - CS 30529 - 85505 Les Herbiers Cédex FRANCE - Tél. (33) 2 51 64 20 20